
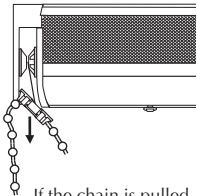


1

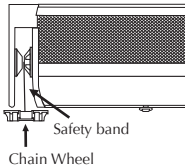


2



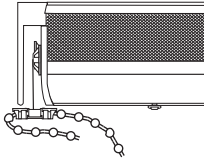
If the chain is pulled with more than 6kg amount of weight the safety mechanism is designed disengaged the wheel releasing the chain safely.

3



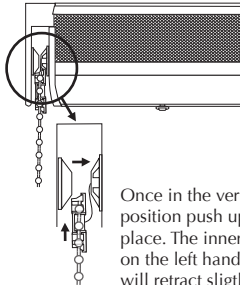
The wheel is attached to the control unit by a safety band to ensure there is no choking hazard and allow for an easy re-assemble.

4



Attach chain to the wheel, whilst in the horizontal position and turn to the vertical position.

5



Once in the vertical position push up into place. The inner wheel on the left hand side will retract slightly allowing the wheel and chain to snap into place.

Resetting The Child Safety Wheel and Chain